

## RESFEBE



AD SOYAD : .....

SINIF - NO : .....

Aşağıdaki verilen resfebelerin cevaplarını alttaki kutucuğa yazınız.





RİH




SAN






RAK



TÜR





ARİ






RAM



LIK



## RESFEBE



AD SOYAD : .....

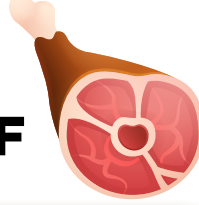
SINIF - NO : .....

Aşağıdaki verilen resfelerin cevaplarını alttaki kutucuğa yazınız.



LAM

AF





LUM



UL



F



V

N

1

LİK

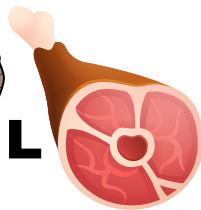




ÇE



L



1000 LI



L